



# **IDEA BOOK FOR A HOLIDAY HOME**

INSPIRATIONAL LOG HOME IN A NATURAL SETTING



## **LOG HOME IN A PEACEFUL SETTING**

**A holiday home in the countryside – a cottage, villa or second home  
– is a dream that may have been in the pipeline until you have the  
necessary money, more free time or a suitable location.**

There are as many stories as there are families. This type of holiday home is built for the special moments: a place to enjoy the good life alone, with someone special or among two, with family and friends.

This book of ideas gives you thoughts and examples of how you can increase the quality of your life by getting your dream log home. We want that the holiday home that suits your lifestyle will bring joy to you and your loved ones every day. Because building a cabin is a major decision, we recommend that you work together with an experienced and reliable partner. This means a personalised and professional service from design until you are handed the keys – in line with the agreed price/quality ratio and within your budget.

## **GOOD FOR YOU, GOOD FOR THE ENVIRONMENT**

Our log home is designed to last from generation to generation. Every builder of a log home can be happy about doing something permanent and ecological. By building with logs, we are also fighting against the rise in carbon dioxide in the atmosphere.




As a tree grows, it acts as a carbon sink and binds carbon dioxide from the atmosphere. The log house serves as a carbon store for its entire life cycle, and eventually it can be recycled. Building a log home consumes a lot less energy compared to other building materials.

Did you know that the amount of wood needed for the log walls of a single-family home in Finland grows in less than a minute on a summer day? Honkarakenne is committed to obtaining its wood raw material only from responsible PEFC-certified forests. This means that for every felled tree, a new seedling will be planted.

Read our environmental promise:

[honka.com/en/environmental-responsibility](https://honka.com/en/environmental-responsibility)



A modern log house with a dark grey roof and large windows, situated on a rocky hillside surrounded by pine trees. The house features a prominent chimney and a wooden deck with steps leading up to it. The surrounding landscape is rocky with some yellow wildflowers in the foreground.

A modern log house is an excellent investment in quality of life. It is a comfortable, safe, healthy and sustainable home where everyone will feel good.

Built of solid wood, a log cabin breathes, maintaining good, fresh indoor air. Safe natural materials, harmonious spaces and the gentle scent of wood bring quality to your every day.

*It was obvious we were going to build with logs, because no other material would have suited for a holiday home area. A log home is also healthy to live in, because the air is clean. There is no plastic layer within the walls. We chose Honkarakenne especially because of its fantastic design.*

Jonna Ulvinen, customer



## **Our design fundamentals**

The design of the interiors is a mix of the builders' wishes, and modifiability. Important aspects to take into account include making use of which way the house is facing, the landscape, use of natural light, the division of rooms and interior views.

An individual log home may be based on the builders' own plan, a plan designed by an architect, or a design you're created together with Honka's architects.

*The forces of nature are present in everything I do. When sailing, the sea surrounds me completely, and my design stems first and foremost from nature.*

### **Tuuli Petäjä-Sirén**

Honkarakenne architect and  
Olympic medallist in windsurfing



# MODERN LOG CABINS



## Modern log cabin in the middle of nature

Cottage plots vary in size and conditions. If the plot borders on the sea, lake or river, that side obviously affords the best view. In the absence of a water element, the directions and view are crucial when deciding where to place the cabin on the plot. Honka's modern log cabin range offers several options, with large glass surfaces for your preferred orientation.



However, a log cabin does not necessarily have to have large glass surfaces or a shed roof to fit into its environment. It may look modern and clear also with a gable roof. What they have in common is that modern-style log cabins are built from logs that do not settle, and with a zero-corner solution. And as you do not have to take into account any settling of the log structure, you can have windows from floor to ceiling in your sauna or living room, for example.

Learn more about our  
modern log cabin models:

[honka.com/en/our-log-homes/  
log-cabins-holiday-lodges](https://honka.com/en/our-log-homes/log-cabins-holiday-lodges)





TUULI

## Clear modern architecture

The simple architecture is the ideal fit for a natural setting. With floor-to-ceiling windows and sliding doors, you can maximise the variety of the landscape and the seasons and the amount of natural light, both in the main building or the sauna cabin. This way the interior and exterior will merge into a single functional unit. In the new Honka Tuuli villa, for example, the living area provides spectacular views of the surrounding natural landscape; the sleeping areas are located in their own, peaceful wings; and a covered terrace leads from the living area to a stylish sauna.



HALTI



KAAMOS



SAAGA





AILO

*Cabins in our catalogue can be modified to create a solution for various plots, as long as the orientation, elevation differences and the residents' wishes are known to us. When behind the large window surfaces of modern log home models, you feel as if you're actually outdoors. Being close to nature is in fact the greatest charm in spending time at your cottage. You should make the most of it.*



SIRIUS



JOIKU



VISIO



TUUMA



VISTA



SAFIIRI



KONTTI



*The log is a cosy material that can be moulded to modern needs. The simple, harmonious colour scheme brings the best out of the surrounding nature.*

**Anna Tuohimaa**  
Interior Designer  
OMAdesign



## Many shades of the interior

Indoors, you can leave wood in its natural colour or, if you prefer, give it a light or dark finish. And of course, not everything has to be made of wood: many put in lighter intermediate walls, which can then be painted or wallpapered.







BRIGHT LIGHT LAMP:  
CANDEO, INNOLUX



ARMCHAIR: DAY  
HAKOLA



TABLE: WOODY  
HAKOLA

**Simple  
furniture  
suits a modern  
holiday home**

**In a modern sauna,  
scenery is a key element  
of the experience.**






# TRADITIONAL LOG CABINS



## Traditional log cabin in a natural setting

A log cabin suitable for the Finnish landscape can also represent a more traditional style. This comes typically with a gable roof, a covered porch and windows well above the floor level. Both round logs and lamellar logs can be used for a traditional log cabin. This means that the building may have visible 'cross' or 'boxed' corners.



The genuine feeling of a traditional log cabin is created with natural materials, neutral colours and classical, comfortable furniture.

The soothing effect of wooden surfaces, pleasant acoustics and appropriate lighting make the cottage comfortable.

Learn more about our  
traditional log cabin models:

**[honka.com/en/our-log-homes/  
log-cabins-holiday-lodges](https://honka.com/en/our-log-homes/log-cabins-holiday-lodges)**





SYLI

## Traditional cottage atmosphere

Traditional log cabins and saunas built with modern construction technology have a warm atmosphere and are perfectly suited into the Finnish landscape. Outstanding design provides a multifaceted and lively end result — even a work of art. Impressive weatherboards and picture windows, and a harmonious exterior colour create a sense of timelessness.



VALO



HEIJASTUS



SOIHTU





LEIJA

*This may look like a traditional log house, but its solid-wood structures meet modern requirements. When you design and build your log house with a reliable partner, you can be sure that your family will have a safe and healthy holiday home for decades.*



SAARI



LOIMU





LUMOUS



JULIUS



APAJA




KORPIKUMPU



KUURA

Indoors, you can leave wood in its natural colour or, if you prefer, give it a light or dark finish.





**For many, the atmosphere  
of a classic sauna cabin  
is the only right one.**





## Bring nature indoors

By choosing natural materials and sustainable products for the interior of your cabin, you create an environment that is not just beautiful to watch: it improves your wellbeing holistically.



TEXTILES:  
BONDENLIVING





A modern dining room with a wooden ceiling, large windows, and a wooden dining table with chairs. The room features a wooden dining table and chairs, a large window, and a wooden ceiling. The text "DREAMS MADE TRUE" is overlaid on the image.

DREAMS  
MADE TRUE





## **WELCOME TO THE HONKA TRIBE!**

**Sometimes it is difficult to put your own dream into words.  
This is when inspiring ideas and other people's experiences can help  
you to put things in concrete terms. Check out house stories, follow  
house blogs and Honka home builders on Instagram!**

Being a member of the Honka Tribe means working together, sharing and being inspired. The Honka Tribe is an open community of anyone who values quality of life and living.

Welcome to our community of builders to have a good time and to network!

*#HonkaTribe #Honkarakenne*

Learn more about the Honka Tribe:

**[honka.com/en/honka-tribe](https://honka.com/en/honka-tribe)**



## **DELIGHTFUL HONKA SIRIUS ON LAKESIDE**

**The magnificent Sirius cabin stands on the shore of Lake Isovesi.**

**The ‘Half-moon’ sauna, built to accompany Sirius, opens to  
a breathtakingly beautiful view across the lake.**

**The owners, Markku and Marianne, are used to words of praise, as  
the water carries the sound of passing boaters to the shore.**

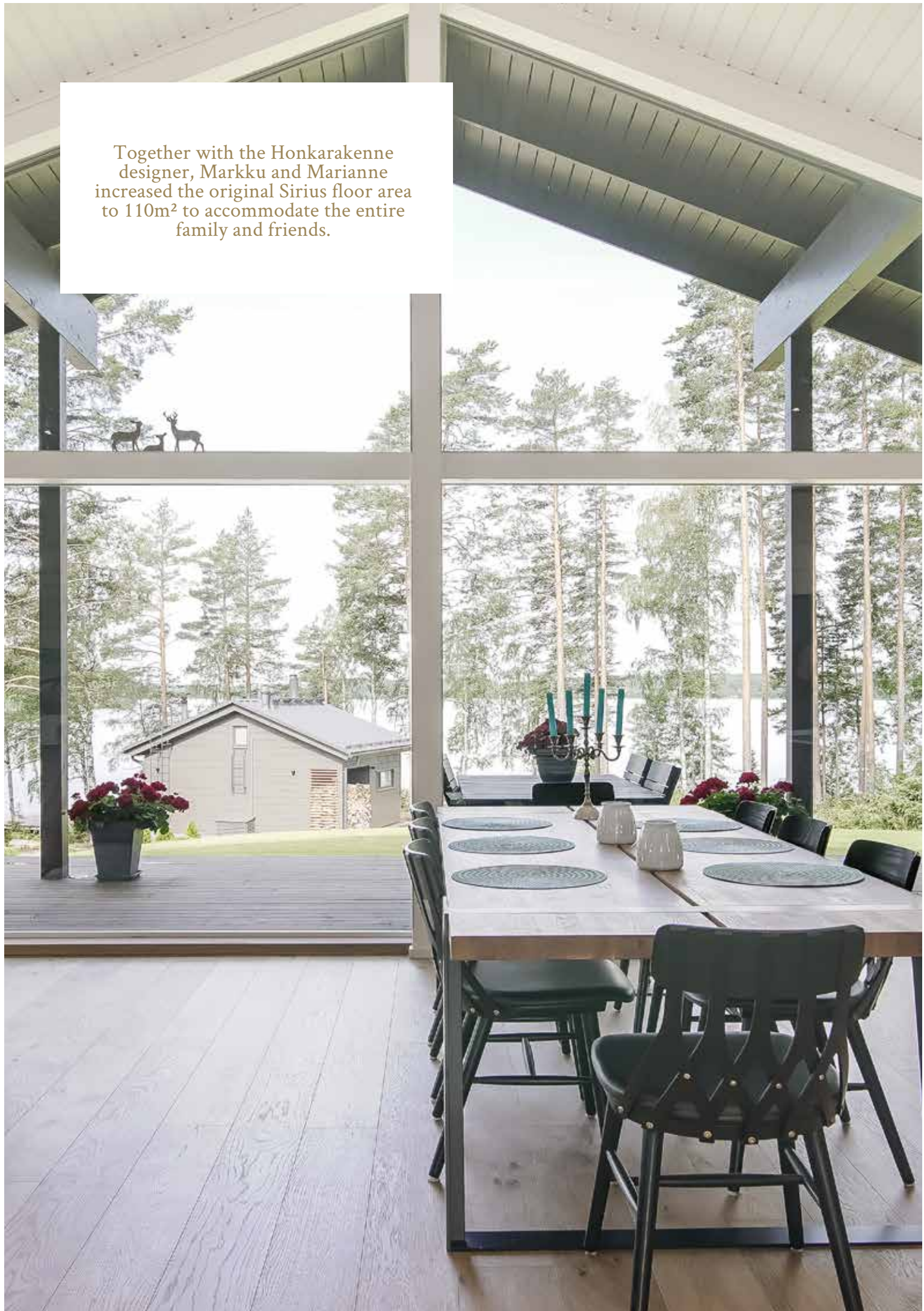


“We dreamed of our own holiday home for a long time. We had a plan that was practically ready when finally the plot we had been eyeing was given special permission for extra construction,” the couple explains.

In fact, the plans were so complete that they had already bought the furniture ready, placed in storage, to wait for the sale to be completed.

“We ordered several log house catalogues, and the appearance of the Sirius model caught our attention. The Honka office in Tampere was the closest to us and at the first meeting we had a designer with whom we were able to immediately modify the layout to suit our needs,” Markku continues.

Together with the Honkarakenne designer, Markku and Marianne increased the original Sirius floor area to 110m<sup>2</sup> to accommodate the entire family and friends.





*The grey colour for the main cottage and sauna was spot-on. The idea stemmed from pines. The cabin blends in perfectly, with the large windows reflecting the tree profiles. We can enjoy peace and privacy despite the large windows.*

Marianne, customer



## Building facts

- **House Type:** Holiday Home, modified from Sirius 60 2A + 'Half-moon sauna
- **Living area:** main building 105 m<sup>2</sup> + separate sauna building 27 m<sup>2</sup>
- **Wall construction:** FXL 204 non-settling lamellar logs
- **Architect/Design:** Sirius Collection designed by Honkarakenne, customised by the Honkarakenne design team
- **Year of construction:** 2017
- **Location:** Tampere region

# MODERN HONKA 'KIDE' LOG SAUNA ON AN ISLAND

Jan-Erik Viitala and Anu Nyman realised their dream of a log sauna on an offshore island. Now the couple enjoys the gentle steam of the woodburning stove and the archipelago boating regardless of the season. The aim was to have a building with unobstructed views of both the island and the sea.



It was obvious to them from the start that the first thing they would build on the magnificent site would be a sauna cabin with a large open terrace. Next up will be a guesthouse and later a larger log cabin. 'Kide' was created in close collaboration with Honka designers, and became the first of its kind in the popular Kide collection.

The modern Kide sauna cabin consists of two parts. There is a covered veranda between the sauna and the house. It has an outdoor fireplace lined with crystalline quartz stone on one side. Thanks to the glass wall, you can enjoy the fire also on the terrace. The fireplace wall links the porch, the sauna and the house, as quartz stone is also used on the interior wall surfaces. The cottage has an area of 24.5 m<sup>2</sup>, the covered terrace 22 m<sup>2</sup> and the rest of the terrace 92.5 m<sup>2</sup>.



*We wanted to make a dream sauna, a focal point here on the island. We don't want a sauna in a dark room. That's why we made floor-to-ceiling windows for the sauna and also for the cabin.*

Jan-Erik Viitala, customer



*When you build for yourself, it's worth investing in things that are important to you. Architects and designers who know their business can implement any kind of solution.*

Jan-Erik Viitala, customer



### Building facts

- Living area: 24.5 m<sup>2</sup>
- Covered porch: 22.0 m<sup>2</sup>
- Other terrace: 92.5 m<sup>2</sup>
- Wall construction:  
lamellar logs 112 mm
- Location: West coast

Read the story about the house:

<https://honka.com/en/our-log-homes/gallery-houses-we-have-built/kide-sauna-en>



# FANTASTIC HONKA FRAME VILLA ON A ROCKY ISLAND

A family of six from Espoo prefer to spend time on the island of Strömsö without necessarily having to do anything. The new villa calms the mind especially thanks to its fantastic wooden surfaces. The family, who bought the villa in Raseborg last summer, enjoys the peaceful nature of the rocky island and the opportunities for exercise.



The entire family is thrilled by the place. The new villa is being used a lot both by the parents and the children reaching adulthood.

The timing was good to buy the place as the company that owns the island, Strömsö Property Development Oy, had just completed Hillside Villa.

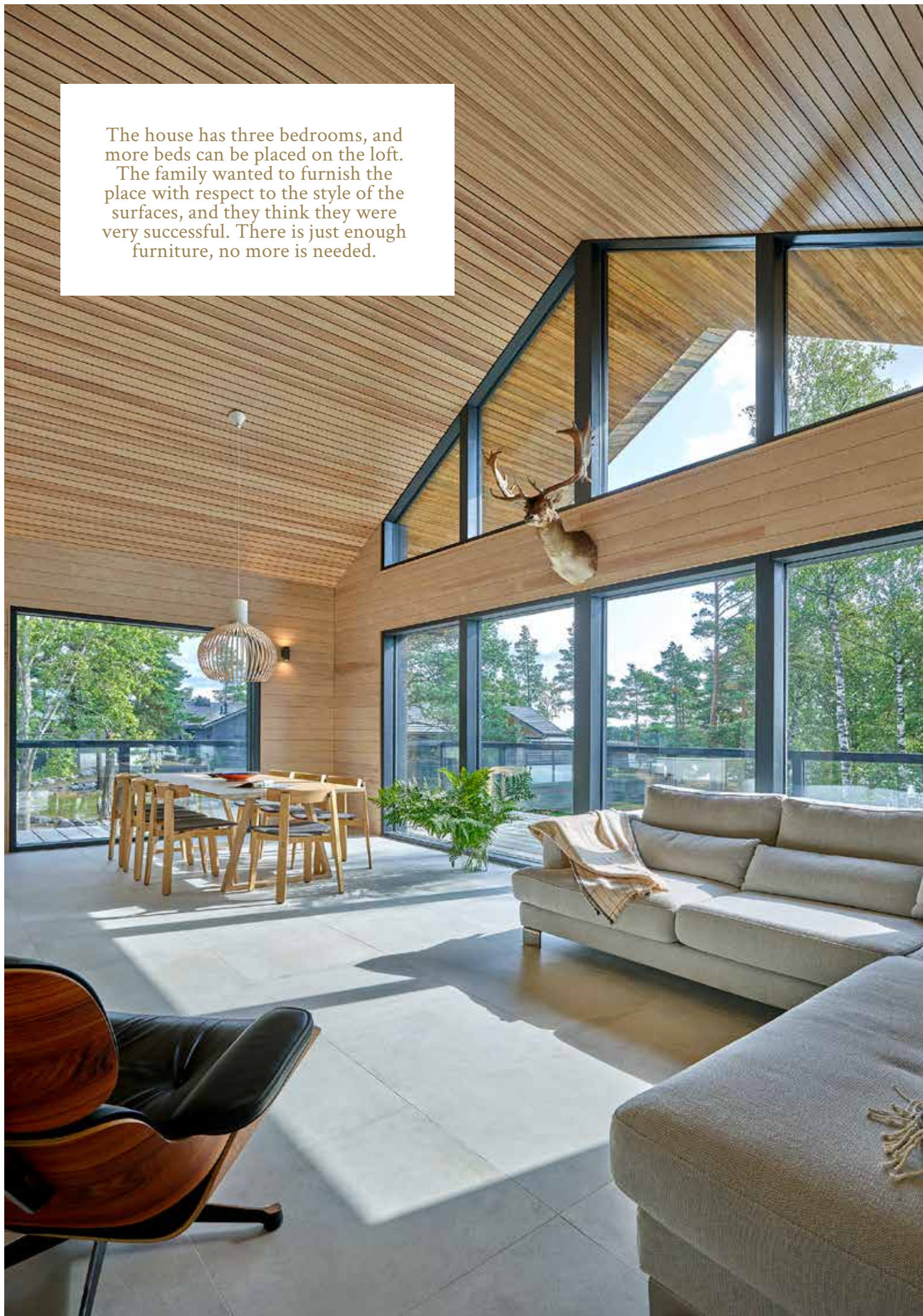
The sale was completed in early summer, and the family was able to get into holiday mood in the perfect setting.

The building is constructed from vertical and horizontal solid wood beams, a Honkarakenne Honka Frame. The construction method is centuries old. It enables the use of really large glass surfaces and gives a variety of freedom for architectural design.



The house has three bedrooms, and more beds can be placed on the loft.

The family wanted to furnish the place with respect to the style of the surfaces, and they think they were very successful. There is just enough furniture, no more is needed.





*The grey colour for the main cottage and sauna was spot-on. The idea stemmed from pines. The cabin blends in perfectly, with the large windows reflecting the tree profiles. We can enjoy peace and privacy despite the large windows.*

Marianne, customer



### Building facts

- Floor area: 131 m<sup>2</sup>
- Number of rooms: 4 rooms, open kitchen, utility room, sauna + loft
- Technology: Honka Frame pillar beam house
- Architect: Joarc Architects Oy / Joanna Maury, architect SAFA
- Structural design: Honkarakenne Oyj
- Construction work: JOIM construction company
- Year of construction: 2019
- Location: Strömsö, Raseborg

## OPTIONS FOR MODIFYING CABINS IN OUR RANGE

The Honka collection has a variety floor plan solutions to suit different tastes. There are also plenty of size options. Minor modifications can be made cost-effectively to all houses in the collection.



Usually one of the pre-designed plans will suit the customer's preference and idea of a good floor plan. The shape of the plot, elevation differences or orientation may cause changes to the dimensions of the cottage or rooms, the layout of the room or the placement of windows and doors. Such changes are easy to sort out with a professional designer, with generally no affect on the cost of the cabin.

Even big changes are possible, and we also create completely personalised villas and holiday homes for our clients. If that is the case, you should allow for a higher budget and more time for the planning phase.





## **REALISE YOUR CABIN WITHIN YOUR BUDGET**

**The total cost of a model cabin home tends typically covers the land and building permit, on-site construction and infrastructure, the foundations, the home package delivery, HVAC, actual construction costs, and other mandatory expenses such as cleaning and yard work.**

Without the land and civil engineering work, the price per square metre of a completed log cabin tends to vary between €1,900 and €2,400/m<sup>2</sup>. The construction costs depends on, for example, the level of difficulty of the building type, geographic location, and the level of delivery and equipment.

Costs can be reduced by choosing a flat plot, a simple building design and structure, and by doing some of the work yourself.

A knowledgeable log house dealer will help you find a workable and cost-effective solution.



## **DESIGN YOUR COTTAGE WITH AN EXPERT**

**The path from initial idea and wishes to spending your first night in your own cottage does not necessarily have to be that long. When a suitable cottage model is used as a basis for planning with a log specialist, the necessary drawings for the building permit will not take long to complete.**

Parts of the Honka cottage package are always made to order and the contents of the cottage kit will be delivered ready to install within 6–8 weeks from the date of order.

The log cabin can be built at any time of the year, and the Honka construction service will reach the roofing stage in a matter of days.



# **THE BEGINNINGS OF A GOOD LIFE AND GREAT HOMES FOR 60 YEARS**

We at Honka share a passion for the good life and quality living. We want to encourage people to invest in their quality of life and make their home dreams come true. Whether your dream home is big or small, we will do our best to make it happen. Honka is the choice for caring and responsible people who really value the quality of their life and home. A Honka cabin or villa is the beginning of a new life.

**FACEBOOK** honkarakenne — **LINKEDIN** honkarakenne  
**YOUTUBE** honkarakenne  
**INSTAGRAM** @honkarakenne — **PINTEREST** honkarakenne

